



WALTON Hi-Tech Industries Ltd.

Our passion to play with technology

**Interim Condensed Financial Statements (Un-Audited)
of
WALTON HI-TECH INDUSTRIES LIMITED**

As at and For the 2nd Quarter Ended 31 December 2020

Corporate Office:

Plot No.: 1088, Block: I, Road: Sabrina Sobhan 5th Avenue, Bashundhara, Vatara, Dhaka-1229
Bangladesh, Tel : +8809606555555, e-mail : info@waltonbd.com, waltonbd.com



Headquarters:

Chandra, Kaliakoir, Gazipur, Bangladesh
e-mail : hq@waltonbd.com



ISO 9001 : 2015, ISO 14001 : 2015 &
OHSAS 18001 : 2007 Certified Company


WALTON Hi-Tech Industries Ltd.


Our passion to play with technology

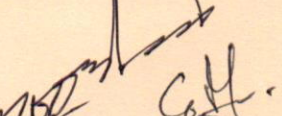
WALTON HI-TECH INDUSTRIES LIMITED Interim Condensed Statement of Financial Position (Un-audited) As at 31 December 2020

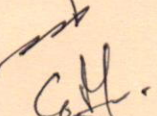
Particulars	Notes	31 December 2020	30 June 2020
		Amount in Taka	Amount in Taka
ASSETS			
Non-Current Assets			
Property, Plant and Equipment (Carrying Value)	4.00	60,246,308,964	59,712,087,153
Intangible Assets		14,902,855	23,040,791
Investments at Market Value		936,239,400	594,936,302
Other Non-Current Assets		4,381,165,344	3,771,797,280
Total Non-Current Assets		65,578,616,563	64,101,861,526
Current Assets			
Inventories		17,872,722,955	21,933,256,222
Trade and Other Receivables		23,115,216,788	23,863,541,822
Advances, Deposits and Prepayments		4,082,564,096	4,438,454,103
Short Term Investment		548,178,530	616,911,527
Cash and Cash Equivalents		4,179,336,360	1,466,979,290
Total Current Assets		49,798,018,729	52,319,142,964
TOTAL ASSETS		115,376,635,292	116,421,004,490
EQUITY AND LIABILITIES			
Shareholders' Equity			
Share Capital	5.00	3,029,283,430	3,000,000,000
Retained Earnings		49,150,525,372	44,981,055,377
Share Premium	5.00	970,716,327	-
Share Money Deposit	5.00	-	609,657,805
Revaluation Reserves		31,346,857,547	31,361,505,710
Total Shareholders' Equity		84,497,382,676	79,952,218,892
Non-Current Liabilities			
Long Term Loan, Net off Current Portion		4,029,266,641	3,944,350,940
UNDP Fund		117,245,750	185,401,083
Deferred Tax Liabilities, Net		1,155,036,257	1,109,970,514
Total Non-Current Liabilities		5,301,548,648	5,239,722,538
Current Liabilities			
Trade and Other Payables		5,200,927,923	2,274,036,392
Short Term Loan		12,628,604,904	22,482,089,404
Long Term Loan, Current Portion		2,590,792,772	1,913,765,877
Provisions and Accruals		5,157,378,369	4,559,171,387
Total Current Liabilities		25,577,703,968	31,229,063,060
TOTAL EQUITY AND LIABILITIES		115,376,635,292	116,421,004,490
Net Assets Value (NAV) Per Share without Revaluation	6.00	175.46	158.39
Net Assets Value (NAV) Per Share with Revaluation		278.94	261.92

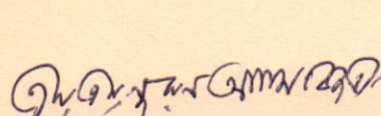
The annexed notes from 1 to 8 form an integral part of these financial statements.


Company Secretary


Chief Financial Officer


Director


Managing Director


Chairman

Dated: 10 January 2021
Place: Dhaka

